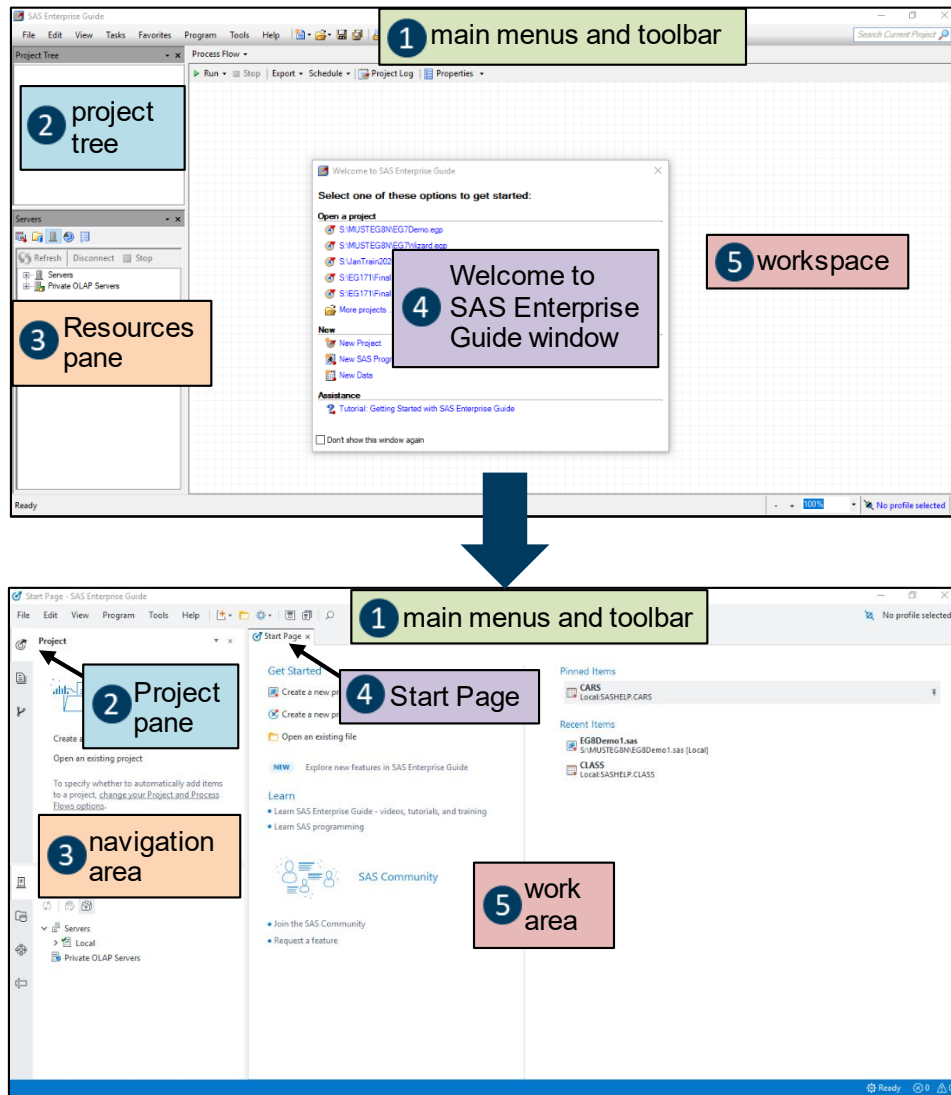


1 SAS Enterprise Guide 7 vs 8: Quick Reference Guide

Interface Changes



	Enterprise Guide 7.x	Enterprise Guide 8.x
1	Main menus and toolbar	Main menus and toolbar
2	Project tree	Project pane
3	Resources pane – panes for Tasks, SAS Folders, Servers, Prompt Manager, and Data Explorer	Navigation area – panes for Project, Open Items, Git Repositories, Servers, SAS Folders, Tasks, and Prompt Manager
4	Welcome to SAS Enterprise Guide window	Start Page – displays recent items, with the ability to pin items to the Start Page and Open window
5	Workspace	Work area – data, task results, and process flows are displayed as tabs

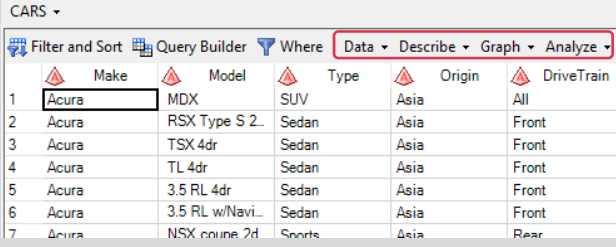


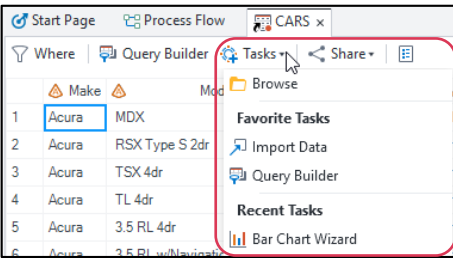
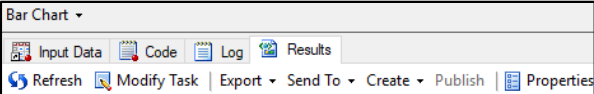
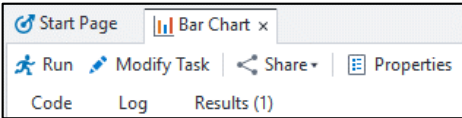
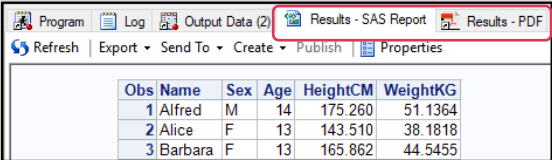
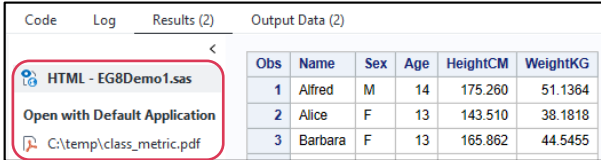
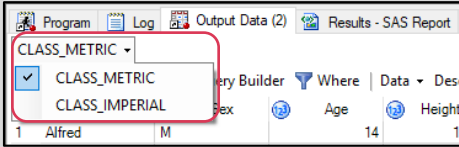
Note: In Enterprise Guide 8.x, you can move panes and tabs freely within or outside of the main application window, or dock them in predefined areas. To quickly restore the default application layout, on the main toolbar, select **View** ⇒ **Reset to default layout** ⇒ **Restore**.

Projects

Enterprise Guide 7.x	Enterprise Guide 8.x
<ul style="list-style-type: none"> All work must be done in a project Projects are automatically created on start up 	<ul style="list-style-type: none"> Tasks require projects, but programs and data do not If using a project, the project must be manually created

Note: In Enterprise Guide 8.x, to have projects automatically created on start up, select **Tools** ⇒ **Options** ⇒ **Start Up**. Change the **Other items to display on start up** option to **New project only**.

Tasks and Results

Enterprise Guide 7.x	Enterprise Guide 8.x																								
<p>Accessing Tasks</p> <ul style="list-style-type: none"> Tasks pane in the Resources pane Tasks menu on the main toolbar to access tasks in categories On the data grid toolbar, use the task category drop-down menus 	<p>Accessing Tasks</p> <ul style="list-style-type: none"> Tasks pane  in the navigation area  (Open a task) on the main toolbar to access favorite and recent tasks, or to browse tasks On the data grid toolbar, click Tasks to access favorite and recent tasks 																								
<p>Results Toolbar</p> <ul style="list-style-type: none"> Refresh to rerun the task Modify Task to modify task specifications Export Send to Do you want to replace the results from the previous run? prompt with every submission 	<p>Results Toolbar</p> <ul style="list-style-type: none"> Run to rerun the task Modify Task to modify task specifications Share ⇒ <i><select object to share></i> ⇒ Export Share ⇒ <i><select object to share></i> ⇒ Send to Results are automatically replaced with no prompt 																								
<p>Results</p> <ul style="list-style-type: none"> Default result format: SAS Report Separate tabs for each result format 	<p>Results</p> <ul style="list-style-type: none"> Default result format: HTML All result formats under Results tab (double-click each tab)  <table border="1" data-bbox="1071 1617 1421 1722"> <thead> <tr> <th>Obs</th> <th>Name</th> <th>Sex</th> <th>Age</th> <th>HeightCM</th> <th>WeightKG</th> </tr> </thead> <tbody> <tr> <td>1</td> <td>Alfred</td> <td>M</td> <td>14</td> <td>175.260</td> <td>51.1364</td> </tr> <tr> <td>2</td> <td>Alice</td> <td>F</td> <td>13</td> <td>143.510</td> <td>38.1818</td> </tr> <tr> <td>3</td> <td>Barbara</td> <td>F</td> <td>13</td> <td>165.862</td> <td>44.5455</td> </tr> </tbody> </table>	Obs	Name	Sex	Age	HeightCM	WeightKG	1	Alfred	M	14	175.260	51.1364	2	Alice	F	13	143.510	38.1818	3	Barbara	F	13	165.862	44.5455
Obs	Name	Sex	Age	HeightCM	WeightKG																				
1	Alfred	M	14	175.260	51.1364																				
2	Alice	F	13	143.510	38.1818																				
3	Barbara	F	13	165.862	44.5455																				
<p>Output Data</p> <ul style="list-style-type: none"> Select a table in drop-down menu 	<p>Output Data</p> <ul style="list-style-type: none"> Double-click a table's corresponding tab 